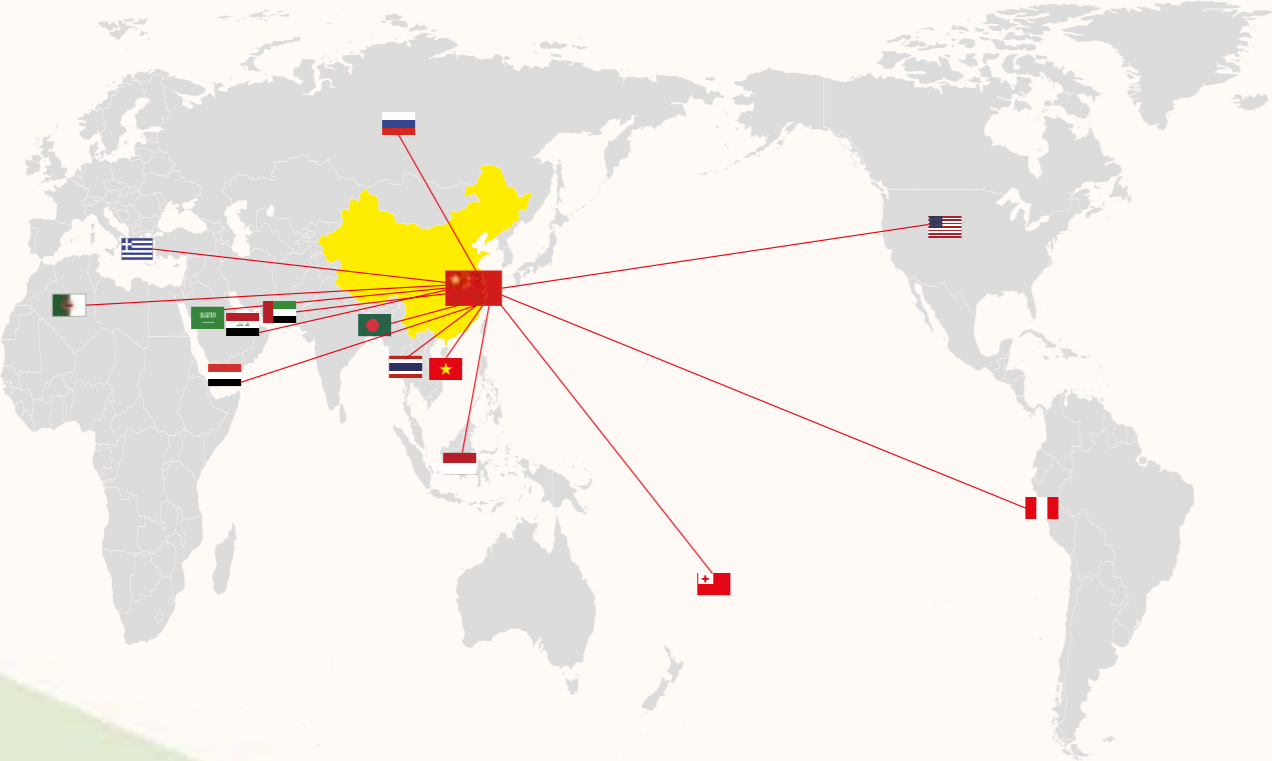
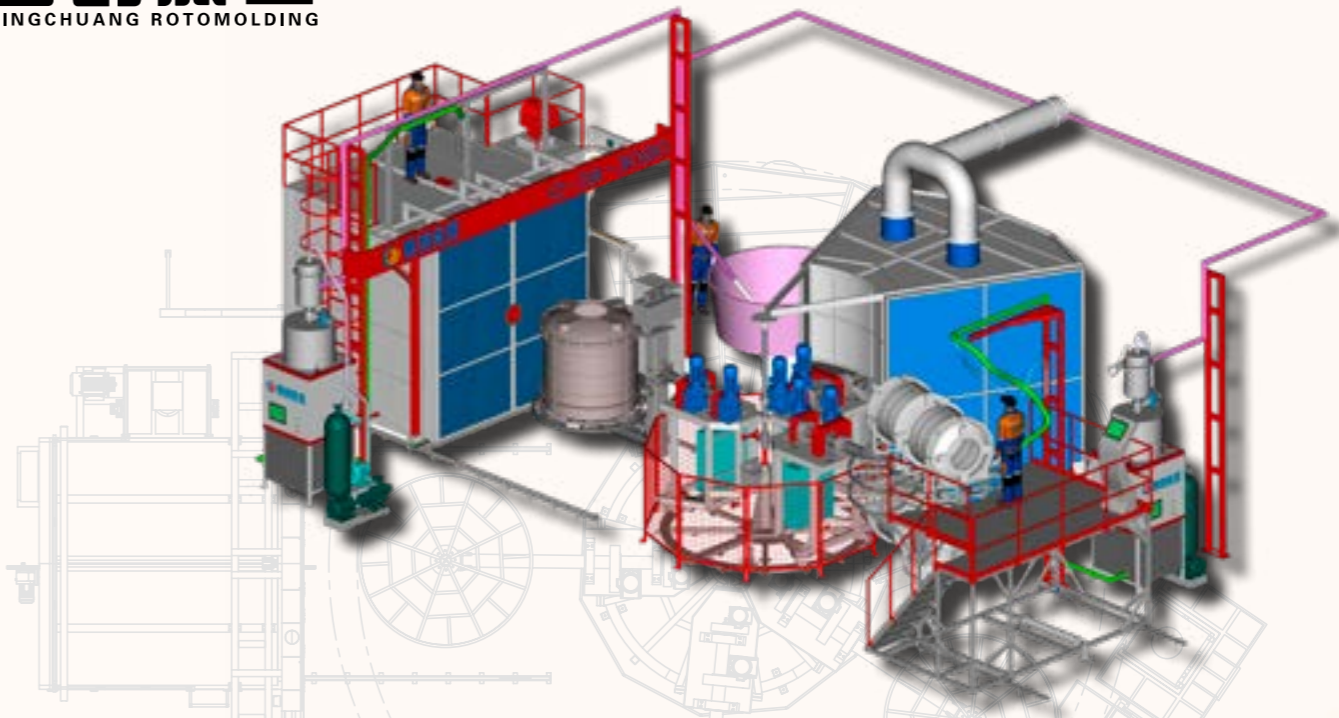


The specialized quality pursue is remarkable



INGENUITY ROTOMOLDING MACHINE  
INNOVATION AND EXCELLENT QUALITY



CHANGZHOU YINGCHUANG ROTOMOLDINGEQUIPMENT CO.,LTD.  
国际市场 Mob:+8615967190727  
国内市场 Mob:+8618136719595  
Email:rotomould@czyingchuang.com  
Web:www.czyingchuang.com www.rotomolding-machine.com  
Add:30 Chuangye West Road, Xinbei District, Changzhou City, Jiangsu  
Province,213002,China.  
地址：江苏省常州市新北区创业西路 30 号



CHANGZHOU YINGCHUANG ROTOMOLDING EQUIPMENT CO.,LTD.



# COMPANY PROFILE

Changzhou Yingchuang Rotational Molding Equipment Co., Ltd. was founded in 2018 and is located in the beautiful Dragon City Changzhou, covering an area of 9,000 square meters. It is a global rotational molding technology research and development platform and a national high-tech enterprise.

Our company has a young team that dares to innovate and try, takes service as its core, and insists on technological innovation.

Yingchuang Rotational Molding is mainly committed to the research and development of rotational molding equipment technology, the R&D, manufacturing and sales of rotational molding molds, as well as the development and processing of various plastic industry products, etc., and has passed the EU CE certification and ISO9001 quality system certification standards. As well as rotational molding automation auxiliary equipment (automatic weighing and loading system, rapid mold removal system, energy-saving electric heating system, in-mold temperature measurement system, plastic grinding mill, crusher, single-arm crane), etc., we customize it according to each customer Customized design according to your needs to achieve both fast service and quality.

The "Yingchuang" brand has professional talents and technical teams in the domestic rotational molding industry, and its technology is at the leading level in the country. The company has three senior mechanical engineers who have specialized in mechanical design for more than 10 years, specializing in industrial ovens and heavy-duty transmission structures. As well as professional thermal physics engineers, we have 2 non-standard automation industrial control experts who have been engaged in industrial automation control system design for more than 12 years.

Our company's tenet is "quality first, customer first, high-quality service, and keeping promises." With high-quality products, good reputation, and high-quality services, we have customers all over the country and more than 30 overseas countries. Yingchuang adheres to the "With the concept that "customers are the source of enterprise development and employees are the greatest wealth of an enterprise", we share the same destiny with our customers based on our employees breathing the same breath.

In the future, we sincerely hope to unite and cooperate with colleagues from all walks of life in the industry, learn from each other's strengths, achieve mutual benefit and win-win results, and join hands to help make the world's road smoother! Welcome customers and colleagues to visit us

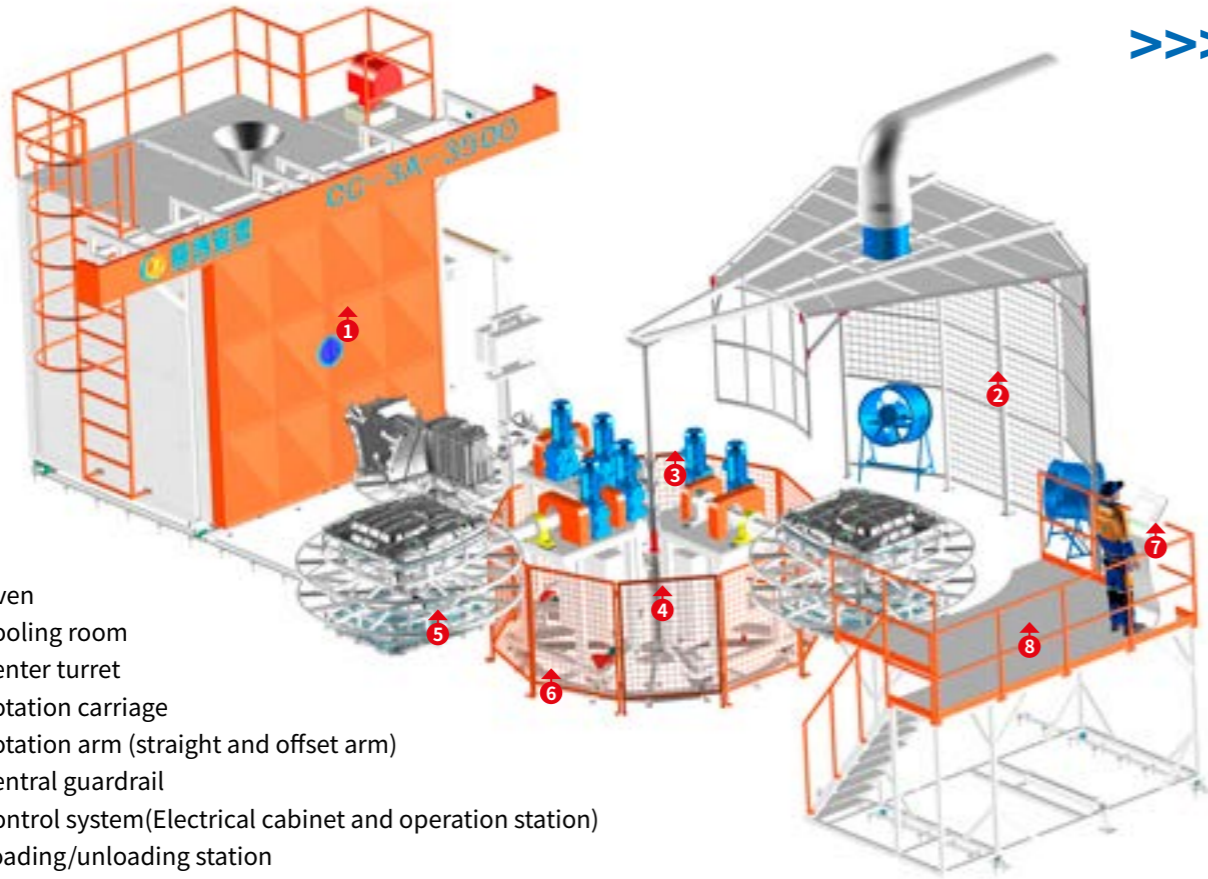


# QUALIFICATION HONORS





## CAROUSEL ROTOMOLDING MACHINE



- 1.Oven
- 2.Cooling room
- 3.Center turret
- 4.Rotation carriage
- 5.Rotation arm (straight and offset arm)
- 6.Central guardrail
- 7.Control system(Electrical cabinet and operation station)
- 8.Loading/unloading station

### Specification

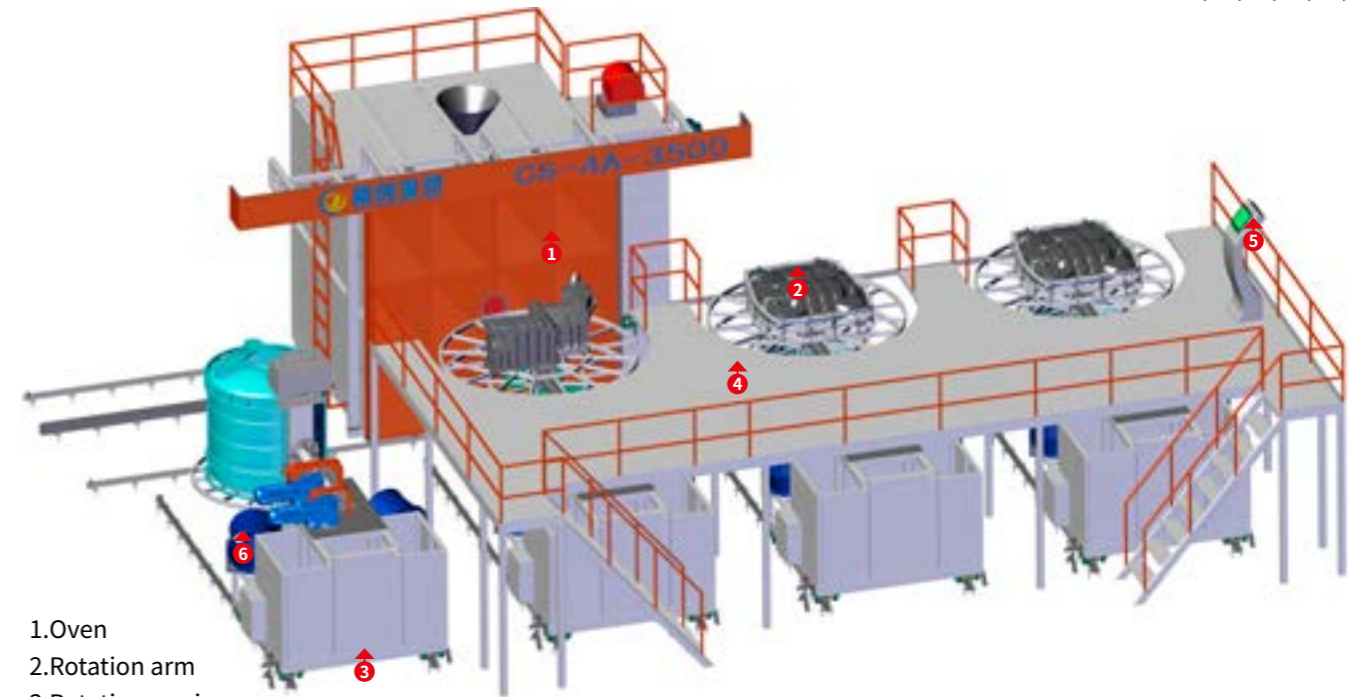
Model No	Floor Size			Operation platform	Maximum tank made
	L(M)	W(M)	H(M)		
CC-3A-1000	6.5	5	2.3	×	150L
CC-3A-1600	9	7.5	3.1	×	500L
CC-3A-2000	10	8	3.6	×	1000L
CC-3A-2500	15	9	4.6	√	2500L
CC-3A-3000	16	11	5	√	4500L
CC-3A-3500	18	11	5.5	√	7000L
CC-3A-4000	19.5	14	6.2	√	10000L
CC-3A-4500	22	15	6.8	√	14000L

For detailed installation dimensions,see the arm

Model No	Floor Size			Operation platform	Maximum tank made
	L(M)	W(M)	H(M)		
CC-4A-2000	11	9	3.8	×	1000L
CC-4A-2500	14	10	4.5	√	2500L
CC-4A-3000	17	11	5.3	√	4500L
CC-4A-3500	18	13	6	√	7000L
CC-4A-4000	21	15	6.5	√	10000L
CC-4A-4500	22.5	17	7	√	14000L

For detailed installation dimensions,see the arm

## MULTI-ARMS SHUTTLE ROTOMOLDING MACHINE



- 1.Oven
- 2.Rotation arm
- 3.Rotation carriage
- 4.Loading/unloading station
- 5.Control system(Electrical cabinet and operation station)
- 6.Cooling fan

### Specification


Model No	Floor Size			Operation platform	Maximum tank made
	L(M)	W(M)	H(M)		
CS-3A-2500	12	8.3	4	√	2500L
CS-3A-3000	14	9.3	4.5	√	4500L
CS-3A-3500	16	10.3	5	√	7000L
CS-3A-4000	18	11.3	5.5	√	10000L
CS-3A-4500	20	12.3	6	√	14000L

For detailed installation dimensions,see the arm

Model No	Floor Size			Operation platform	Maximum tank made
	L(M)	W(M)	H(M)		
CS-4A-2500	15	8.3	4	√	2500L
CS-4A-3000	17.5	9.3	4.5	√	4500L
CS-4A-3500	20	10.3	5	√	7000L
CS-4A-4000	22.5	11.3	5.5	√	10000L
CS-4A-4500	25	12.3	6	√	14000L

For detailed installation dimensions,see the arm

# SHUTTLE ROTOMOLDING MACHINE/BIAXIAL ROTOMOLDING MACHINE




- 1.Oven
- 2.Rotation arm
- 3.Rotation carriage
- 4.Loading/unloading station
- 5.Control system(Electrical cabinet and operation station)
- 6.Cooling fan

## Specification

Model No	Floor Size				Maximum tank made
	L(M)	W(M)	H(M)	Operation platform	
CS-2A-1000	4	2.8	2	×	150L
CS-2A-1600	8.6	3.9	2.8	×	700L
CS-2A-2000	9.8	4.7	3.2	×	1000L
CS-2A-2500	13	5.7	3.7	√	2500L
CS-2A-3000	14.8	6.7	4.2	√	4500L
CS-2A-3500	17.7	7.7	4.7	√	7000L
CS-2A-4000	19.2	8.7	5.2	√	10000L
CS-2A-4500	20.7	9.7	5.7	√	14000L
CS-2A-5000	21.8	10.7	6.6	√	20000L
CS-2A-5500	24.3	11.7	7.5	√	25000L
CS-2A-6000	25.8	12.7	8	√	35000L
CS-2A-6500	27.3	13.7	8.5	√	40000L
CS-2A-7500	30.3	15.7	9.5	√	50000L
CS-2A-8500	33.3	17.7	10.5	√	100000L
CS-2A-10000	37.8	20.7	12	√	150000L

For detailed installation dimensions, see the arm

# OPEN FLAME SWING MACHINE/ROCK N ROLL MACHINE



The open flame swing machine has low equipment cost and small floor space. It is suitable for large hollow products, easy to operate and easy to maintain. It is an ideal equipment for the introduction of rotomolding.

## Specification

Model No	Floor Size				Maximum tank made
	L(M)	W(M)	H(M)	Operation platform	
CF-1000	2	2.2	1.4	×	1000L
CF-5000	2.4	2.6	1.7	×	5000L
CF-10000	3.4	3	2	√	10000L
CF-30000	4.2	3.5	2.5	√	30000L
CF-50000	5.6	4.3	3.1	√	50000L
CF-100000	7.5	4.6	3.4	√	100000L

For detailed installation dimensions, see the arm

# WATER TANK SPECIFICATIONS



## Vertical water tank



## Horizontal water tank



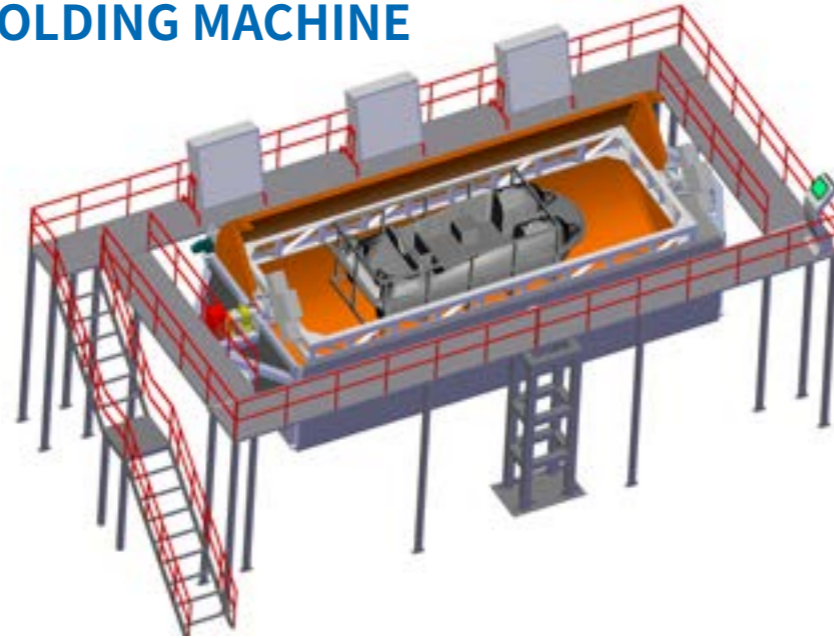


## OVEN SWING ROTOMOLDING MACHINE



### Features


Oven swing rotomolding machine is for rectangular products such as boats and cattle troughs. It adopts one-button operation, and the stability and reliability can be improved.



### Specification

Model No	Floor Size				Maximum tank made	For detailed installation dimensions, see the arm
	L(M)	W(M)	H(M)	Operation platform		
CO-1000	3.8	2.9	2.8	×	1000L	
CO-5000	5.8	5.6	4.2	×	5000L	
CO-10000	6.5	6.3	4.8	√	10000L	
CO-30000	7.8	7.3	5.1	√	30000L	
CO-50000	9.7	7.3	5.8	√	50000L	
CO-100000	15	8.5	7.5	√	100000L	

## ELECTRIC HEATING EXPERIMENTAL ROTOMOLDING MACHINE



Adapt to test materials (PTFE, Nylon, PP, XLPE, etc.)

## AUXILIARY EQUIPMENT



PU high pressure foaming machinePu



Automatic feeding system



Grinder



Crusher



Color mixing machine



Diesel generator



Single arm crane



Burner



## ROTOMOLDING MOULD



### Types of rotomolding mould

Steel mould  
CNC steel mould  
CNC copper mould

Cast aluminum mould  
CNC aluminum mould



## ROTOMOLDING PRODUCT PICTURES



Elephant Chair+Dumbo Chair

Small stool

tea table

gyro chair



Cooler Box

Washing Floor Machine



Pallet

Leak proof Tray

septic tank

portable toilet



water tank

Canoeing

Boat

Slide